


Optical Terminators



■ Features

1. Excellent operational qualities
2. Wide varieties of HRS terminators
3. Dual wavelength : 1310nm and 1550nm for MU terminators
4. Please contact us if you have any requests. Hirose will offer excellent solutions to meet your requirements

■ Applications

Termination of open ends in optical fiber communication networks.

Product Specifications

Ratings	Operating temperature range	-25°C to +70°C	Storage temperature range	-25°C to +85°C
	Max. Input Power	FC, SC (Plug) : 30mW SC (Receptacle) : 10mW MU (Plug) : 250mW	Fiber type	SM-9.5/125

Item		Test Method	Specifications
Optical Characteristics	Return Loss	FC, SC (Plug) } SC (Receptacle) } MU (Plug) } 1310nm 1310nm and 1550nm	FC (Plug) 45dB SC (Plug, Receptacle) } MU (Plug) } 40dB
		Mechanical Characteristics	1) Meets Return Loss requirements. 2) No breakage, crack or Looseness on components.
Durability (cycles, mating/unmating)	Number of Insertions and extractions : 500 times		
Vibration	Sweep range : 10 to 55Hz : duration : 3h in each 3 mutually perpendicular direction		
Shock	Acceleration : 981m/s ² : number of shock : 3 times in each 3 mutually perpendicular direction, total 18 times.		
Environmental Characteristics	Composite temperature - humidity cyclic test	Humidity: 90% ~ 96% Temperature: -10°C ~ +65°C Duration: 10 cycles (240h)	
	Change of Temperature	Temperature: -25°C → -25°C ~ +70°C → +70°C → +70°C ~ -25°C Dura: 60 → 60 → 60 → 60 (min) Under: 100 cycles	
	Dry Heat	Temp: 85°C Duration: 500h	
	Cold	Temp: -25°C Duration: 500h	
Salt Mist	Concentration: 5% Duration: 48h	No corrosion.	

Materials

●HRFC Plug type

Part	Material
Coupling	Copper alloy
Body	Stainless steel
Ferrule	Zirconia

●HSC Plug type

Part	Material
Body	Synthetic resin
Ferrule	Zirconia

●HSC Receptacle type

Part	Material
Body	Synthetic resin

●HMU Plug type

Part	Material
Body	Synthetic resin
Ferrule	Zirconia

Ordering Information

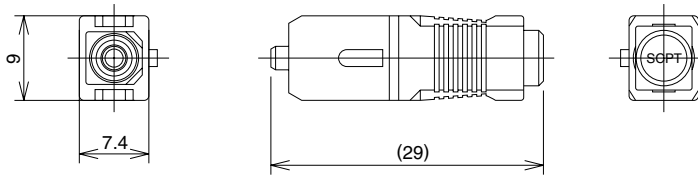
HSC - TM - P1

① ② ③

① Series name	HSC: SC HSC2: SC2 HRFC:FC HMUA: MU (Back panel side) HMUAJ: MU (Package side)
② Terminator	
③ Connector type	P1,P2: Plug R1: Receptacle

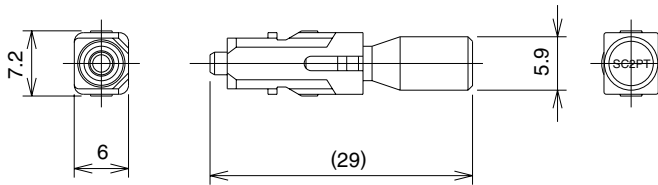
■ Plug

● SC



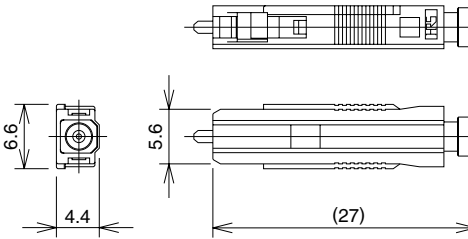
Part Number	CL No.	Return loss	Max. Input Power
HSC-TM-P1	821-0005-0	$\geq 40\text{dB}$	30mW

● SC - Tool Insertion/Removal



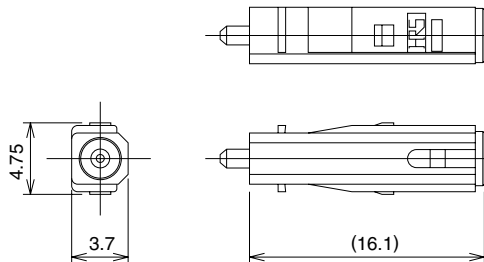
Part Number	CL No.	Return loss	Max. Input Power
HSC2-TM-P1	821-0004-8	$\geq 40\text{dB}$	30mW

● MU



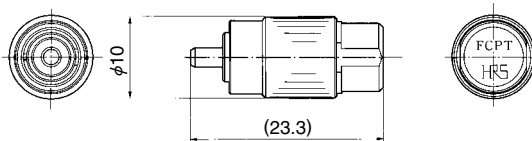
Part Number	CL No.	Return loss	Max. Input Power
HMUA-TM-P2	821-0009-1	$\geq 40\text{dB}$	250mW

● MU - Tool Insertion/Removal



Part Number	CL No.	Return loss	Max. Input Power
HMUAJ-TM-P2	821-0010-0	$\geq 40\text{dB}$	250mW

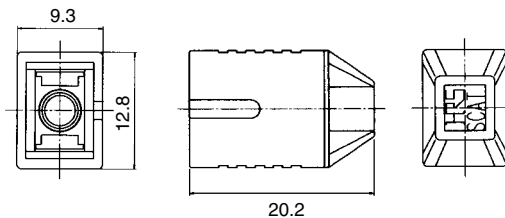
●FC



Part Number	CL No.	Return loss	Max. Input Power
HRFC-TM-P1	821-0006-3	≥45dB	30mW

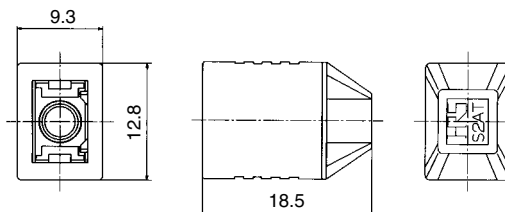
■Receptacle

●SC



Part Number	CL No.	Return loss	Max. Input Power
HSC-TM-R1	821-0001-0	≥40dB	10mW

●SC- Tool Insertion/Removal



Part Number	CL No.	Return loss	Max. Input Power
HSC2-TM-R1	821-0003-5	≥40dB	10mW

MU

SC

FC

Harsh Environment

Attenuators

Terminators